zybio

Hematology Analyzer EXZ 6000

A powerful assistant for micro-volume whole blood automatic detection

Hematology

www.zybio.com

Hematology Analyzer EXZ 6000

A powerful assistant for micro-volume whole blood automatic detection

EXZ 6000 is an automated hematology analyzer with an autoloader that could load up to 50 samples at a time. It just consumes 20μL micro-volume whole blood in closed vial and test 38 parameters, 5 scatter grams and 3 histograms by advanced flow cytometry, laser scattering technology, etc. This EXZ 6000 could optimize capillary blood testing process and improve your work efficiency, making it ideal for middle-size and large laboratory.

Highlight Feature

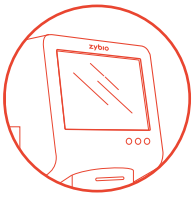

Convenient operation

- 12.1-inch touch screen with intuitive navigation menu and convenient shortcut key, easy to operate
- One screen displays 38 parameter results and only require 1-2 steps straight access to daily operation
- L-J QC target value automatically import via U disk, instead of manual input

Automatic application

- One click for troubleshooting and automatic unclogging
- One press to shut down and automatically aspirate probe cleanser for deeply cleaning
- Automatic loading,mixing,sampling and testing for micro-volume whole blood

Reliable detection

- Advanced tri-angle laser scattering technology bring you more accurate WBC 5-diff differentiation
- Expanded WBC and PLT linearity range make you more confidence in low values sample
- Distinctive optical channel detects WBC and baso-phils never worry about blocking the hole

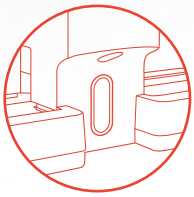

Efficient facility

- Enable CBC+DIFF throughput up to 70 samples/h, suitable for middle-volume labs
- Only require 20 μL micro-volume whole blood in closed vial with autoloader, applicable for pediatric dept
- Radio Frequency（RF）technology automatically loads the reagent information without scanning barcode

Automatic Design

- Past

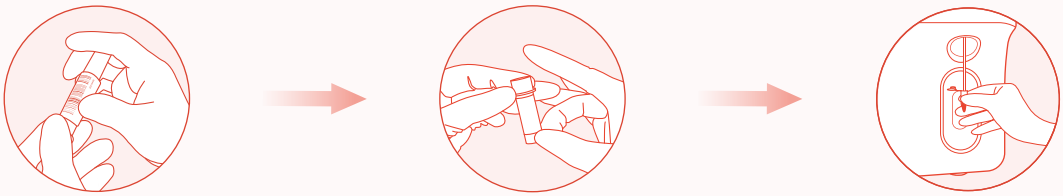

All work process by hand, like sample numbering or labelling, mixing and sampling

- Present

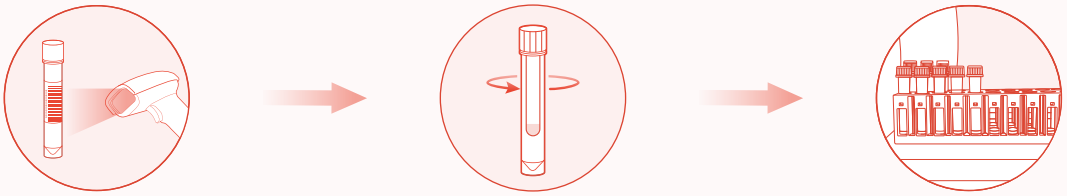

Capillary blood auto loading information, mixing and sampling test

Advanced Technology

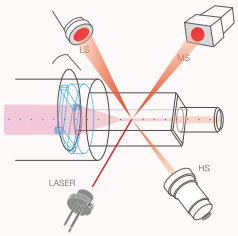

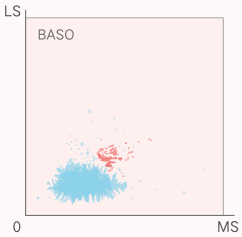

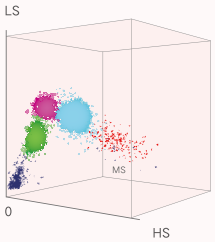

Advanced WBC 5-diff differentiation and flow cytometry technology, provide you 4 DIFF scatter grams and 1 3D scatter gram, which help you reduce manual microscopy rate

Excellent performance

Parameter	Background	Precision		Carry-over	Linearity range
		Detection Range	CV		
WBC($\times 10^9$/L)	≤0.2	(3.5~6.99)	≤2.5%	≤0.5%	0-500
		(7.0~15.0)	≤2.0%		
RBC($\times 10^{12}$/L)	≤0.02	(3.50~6.00)	≤1.5%	≤0.5%	(0~8.00)
HGB(g/dL)	≤0.1	(11~18)	≤1.5%	≤0.5%	(0~25)
HCT (%)/MCV (fL)	HCT: ≤0.5	MCV:(70~120)	≤0.5%	/	HCT:(0~67)
PLT($\times 10^9$/L)	≤5	(100~149)	≤6.0%	≤1.0%	(0~5000)
		(150~500)	≤4.0%		

Key Specification

Principle	Flow cytometry and tri-angle laser scatter technology for WBC 5-diff differential analysis and WBC counting
	Impedance method for RBC and PLT counting
	Cyanide free reagent for HGB measurement
Analysis Mode	CBC, CBC+DIFF
Sample Volume	Autoloader mode (venous whole blood), closed vial ≤ 45 μL
	Autoloader mode (capillary whole blood), closed vial ≤ 20 μL
	Manual Mode (whole blood), open vial ≤ 20 μL
	Predilute mode, open vial ≤ 20 μL
Maximum Throughput	CBC ≥ 90 samples/h
	CBC+ DIFF: ≥ 70 samples/h
Parameters	25 reportable parameters: WBC, Lym%, Mono%, Neu%, Bas%, Eos%, Lym#, Mono#, Neu#, Bas#, Eos#, RBC, HGB, HCT, MCV, MCH, MCHC, RDW-CV, RDW-SD, PLT, MPV, PCT, PDW, P-LCR, P-LCC
	13 research parameters: ALY (Atypical/Abnormal lymphocyte)% & #, LIC（Large immature cell）% & #, NRBC (Nucleated RBC)% & #, LP (Lipid particle) % & #, PC (Platelet clump) % & #, LMR (Lymphocyte-to-monocyte ratio), NLR (Neutrophil-to-lymphocyte ratio), PLR (Platelet-to-lymphocyte ratio)
Graph	3-D DIFF scatter gram
	3 2-D DIFF scattergram
Reagent	H56 LD-Ⅰ Lyse, H56 LD-Ⅱ Lyse, Z5 LB Lyse, Z5 DN Diluent and Probe Cleanser
Calibration	Manual calibration Auto calibration: Fresh blood, calibrator
QC Rule	L-J, X-B
Screen	12.1-inch touch screen
Loading Capacity	Up to 50 samples tubes
Interface	4 USB port for external printer, external barcode scanner, mouse, keyboard, etc. 1 network port, HL7 protocol, support LIS.
Storage Capacity	≥ 100,000 results including numeric and graphical information
Power Supply	≤ 250 VAN, (100-240) V~, 50 Hz / 60 Hz
Operation Environment	Temperature: (10-32) °C Humidity: (30-85) % Atmospheric Pressure：(70-106) kPa
Weight	≤ 61 Kg
Dimension (mm)	≤ 640(W) * 660(D) * 610(H)

zybio

Zybio Inc.
Address: Floor 1 to Floor 5, Building 30, No.6 of Taikang Road,
Block C of Jianqiao Industrial Park, Dadukou District, Chongqing, China 400082
Tel: +86-23 6895 9999 Fax: +86-23 6869 9779
Email: info@zybio.com Website: www.zybio.com

EN-C-XY-EXZ6000-20240626H

Hematology